



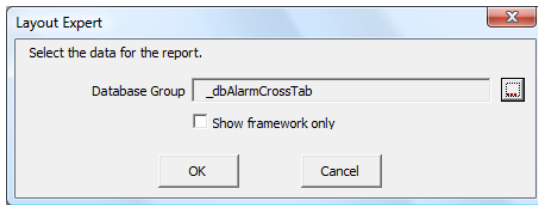
Advanced Reporting

Sometimes reports need to go above and beyond simply putting data into cells. Items like sub-totals, grand totals, running calculations and charting on a sub-level need to be included as part of the solution.

For this reason, **XLReporter** has provided layouts. Layouts can produce a broad spectrum of reports, such as summary and cross tab reports. A layout is a report design for relational database data sources only.

The Layout Expert

When creating a new report template, one of the options is to create a layout template for databases. In doing so, you invoke the Layout Expert.

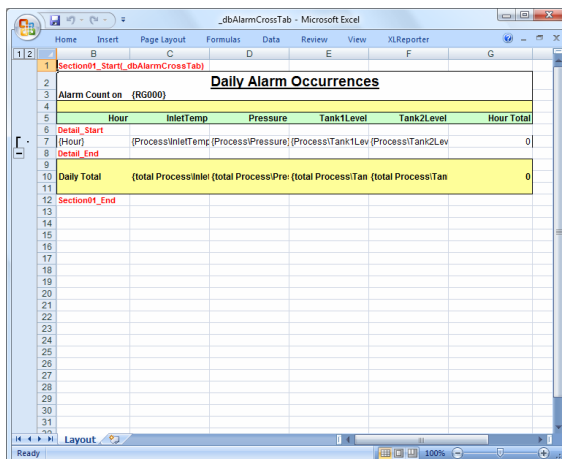


The Layout Expert

In the Layout Expert you specify the Database Group that will provide the data for the report. This can either be an existing group or one you configure at this time.

As part of the Database Group, calculations can be configured that are either grand calculations that summarize all the data returned or sub calculations that summarize segments of the data.

Once the Database Group has been specified, the Layout Expert produces a default framework. This appears as a section in the report. Up to 8 sections may be defined.



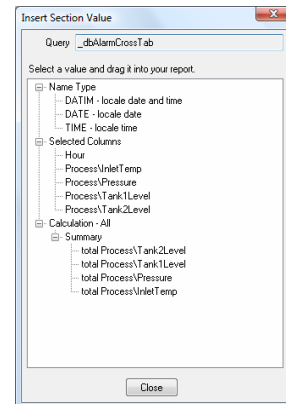
Section framework in Excel

Editing the Layout

With the framework of the section now in Excel, focus shifts to customizing the layout to produce the report required.

Using Excel's editing tools rows and column may be inserted and deleted. Custom formatting may be added, summary formulas may be embedded and charts may be configured.

XLReporter also provides a value browser that presents all the available items you can add to the report. This includes values from the database group as well as **XLReporter** Name Types to display date and time parameters. Simply select what you want and drag it to a cell.



Insert Section Value

Running a Layout Report

Any section in a layout may be executed by issuing an UpdateSection command, setting the specific section to update in the layout.

This command may be issued from any place you want to generate the report, including **XLReporter's** scheduler and interactive forms.

SyTech, "The Report Company", develops software for reporting and database management systems.

Get your evaluation copy at www.TheReportCompany.com and solve your reporting problems *today!*

All registered names are the property of their respective owners.